

pietra antica

Made in Spain

A collection that pays homage to the passage of time,
reviving the true essence of the material
through softened, time-worn surfaces with rounded,
irregular contours that recall classic
cobblestones



AVAILABLE COLOURS


Porcelain




Carrara 110x110



Brescia 110x110




Sagano 110x110



Bluette 110x110

AVAILABLE COLOURS

Porcelain



Calatorao 110x110




Arabescato 110x110



Tivolino 110x110

AVAILABLE SIZES



110 x 110 x 8.5mm

MATT

Carrara	Calatorao
Brescia	Arabescato
Sagano	Tivolino
Bluette	

INSTALLATION GUIDE

TILE FIXING

To ensure the products adhere correctly to the surface, it is essential to use specific adhesive and grouting material. This must also be suitable for the environment they will have to withstand. Fitting with traditional mortars does not ensure good adhesion.

Due to the nature of the material there may be dimensional variations between pieces. Therefore, all types of joints must be planned and carried out correctly: structural, perimeter, expansion and installation joints. Fitting tiles without joints is not advisable from any technical point of view as this may lead to various problems. For an optimal result we advise to use 2 mm (0.08") grout.

MAINTENANCE AND CLEANING

Once the materials have been fitted, it is advisable to remove any remaining adhesive and grouting material by using a commercial descaling product designed especially, diluted with water. The descaling product must not remain in contact with the surface to be cleaned for more than 5 minutes. As a general guideline, powder detergents should not be used, not wire wool or abrasive materials. Generally a sponge will be sufficient with warm water and liquid neutral soap. Then rinse with plenty of clean water.

WARNING!

This collection reproduces traditional hand made tiles, this is the reason why there are slight dimensional differences between pieces (variable lengths and widths), which are part of the intended aesthetic. It is advised to adjust each one of the pieces in the process of installation due to the dimensional differences, instead of using spacers. As a result, these differences give the character, craftsman feel and a high aesthetic value.



V5 substantial
Tone variation










SAGANO 110x110



TECHNICAL DATA

Dry-pressed porcelain tiles with water absorption $B la \leq 0,5\%$ for interior and exterior floors and walls.

Baldosas cerámicas prensadas en seco con absorción de agua $B la \leq 0,5\%$ para suelos y paredes interiores y exteriores.

FEATURES / CARACTERÍSTICAS	SPECIFICATION / ESPECIFICACIÓN	NORMA
 Dimensional Features	54,0 mm +/- 0,5 mm x 222,0 mm +/- 0,9 mm 110,0 mm +/- 0,9 mm x 110,0 mm +/- 0,9 mm	UNE-EN ISO 10545-2:2019
 Water absorption	$E_b \leq 0,5\%$	UNE-EN ISO 10545-3:2018
 Modulus of rupture	Minimum 35 N/mm ² Individual Minimum 32 N/mm ²	UNE-EN ISO 10545-4:2019
 PEI Abrasive resistance	PEI 2: Calatorao PEI 3: Tivolino, Bluette, Sagano & Brescia PEI 4: Arabescato & Carrara	UNE-EN ISO 10545-7:1999
 Crazeing resistance	Pass	UNE-EN ISO 10545-11:1997
 Frost resistance	Pass	UNE-EN ISO 10545-11:1997
 Household products resistance	GA	UNE-EN ISO 10545-13:2017
 Chemical resistance	GHA	UNE-EN ISO 10545-13:2017
 Stain resistance	5	UNE-EN ISO 10545-14:2015

CONTACT

visit one of our showrooms to view this collection
www.dilorenzo.com.au



Information provided in this catalogue is accurate at time of publication. Colours shown may vary to the actual tile, therefore we recommend you view these tiles in one of our showrooms